



P1 SOIL

You will return to this page by clicking the pictogram

[CLICK HERE TO RETURN TO THE GENERAL CONTENTS](#)



CONTENTS

Soil drilling and sampling

P1.01Hand auger equipment	7
P1.02Hand-operated bailer boring equipment.....	20
P1.03Lifting sets for drilling equipment.....	27
P1.04Soil core samplers.....	32
P1.07Soil classification	38
P1.08Sampling building materials.....	42
P1.09Soil column cylinder auger	45
P1.10Lost cone drilling method	48
P1.20Soil auger set with two-stroke engine	51
P1.21Percussion drilling sets.....	55
P1.22Drilling sets for shallow wells.....	67

Soil- and sediment sampling

P1.30Undisturbed soil sampling.....	77
P1.31Soil sample ring kits	83
P1.32Plant root sampling.....	90
P1.33Deep core samplers.....	95
P1.40Undisturbed sediment core sampling.....	98
P1.41Cable operated sediment samplers.....	104
P1.42Samplers for suspended sediment	107
P1.43Semi-disturbed sediment sampling.....	112
P1.48Visibility measurements	115

In situ soil physical research

P1.50Hand penetrometer Eijkelkamp.....	118
P1.51Penetrograph.....	121
P1.52Penetrologger.....	124
P1.53Surface penetrometers	129
P1.54Shear stress measurement	132
P1.60In situ hydraulic conductivity tests.....	135
P1.61Water infiltration measurements.....	141
P1.62Soil salinity/conductivity meters	144
P1.63Tensiometers.....	151
P1.64Soil moisture meters	158
P1.65Soil moisture sampling.....	171
P1.66Soil gas analyses	181
P1.67Soil analysis.....	185

Soil physical research in the laboratory

P1.80pF-curve determination (sandbox method) ...	188
P1.81pF-curve determination (ceramic plates).....	194
P1.82Pipette equipment	197
P1.83Particle size distribution	200
P1.84Aggregate stability	205
P1.85Calcimeter	207
P1.86Air pycnometer.....	209
P1.87Soil water permeability test	212
P1.88Soil air permeability test.....	215

Various

P1.96General laboratory equipment	218
P1.97General field equipment	221

HAND AUGER EQUIPMENT

You will return to the contents of P1 SOIL by clicking the pictogram



P1.01

Hand auger equipment is extremely suitable for soil research. As almost any type of soil sets its own demands where it concerns the model of the auger to be applied.

In the course of the years many models have been developed. Years of experience and many contacts with soil researchers at home and abroad made it possible to achieve the optimum design for various types.

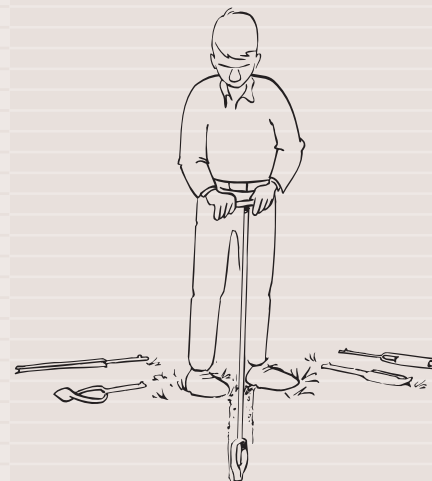
By applying extension rods with a bayonet- or a conical threaded connection augering to greater depths is possible. With hand auger equipment a depth of 8-10 meter can realistically be achieved. The maximum boring depth strongly depends on various factors such as: depth of the groundwater, the soil profile, the characteristics of the material the auger has to pass through.

As with any tool or equipment, hand auger equipment too has to meet certain requirements.

The most important requirements are:

- The equipment should be efficient, i.e. it should be such that, depending on the type of soil research and the requirements the research should meet, this research can be executed as fast and accurate as possible.
- The equipment should be solid and strong.
- As in general little manpower is available for soil research in the field, and sometimes long distances have to be covered carrying the equipment, it is an important condition that the equipment should be light and easy to handle.
- The augers have been made of a high grade non-toxic steel and a carefully selected hardening treatment contributes to achieve a wear resistant and solid design.

For augering heterogeneous soils it is practical if various auger types are available. With the auger set for heterogeneous soils the right auger type is always at hand.



Hand auger set for heterogeneous soils (bayonet connection)

Arranging the soil sample allows for a study of the profile.



BENEFITS Hand auger equipment

- High tensile strength forged auger bodies
- Perfect auger body shapes for optimal drilling
- Non toxic steel for all types of analyses
- Rapid connectible extension rods

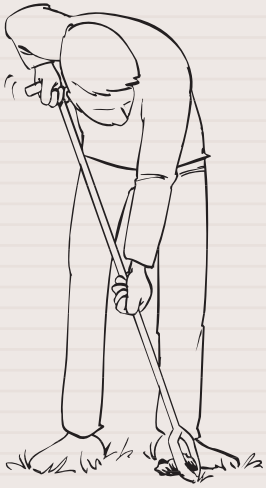


www.eijkelkamp.com



P1.01

To remove the sample from the Edelman auger, it is placed with its tip down on the surface, after which it is turned 180°.



The stony soil auger is used for soils with a large gravel content.



HAND AUGER EQUIPMENT

Description of various auger types

Edelman augers

This type of soil auger is by far the most used auger. The typical design of the Edelman auger allows for a minimum of friction during penetration into the soil, and the extraction of the auger from the soil, which means less physical effort. To achieve optimal results, the auger type should be chosen in respect of the soil type in question. There are 4 types: the clay-, sand-, coarse sand- as well as a combination type.

- Clay soils are very cohesive. Therefore the blades of the clay auger can be narrow, having the advantage that they meet with little resistance.
- Sandy soils are not cohesive. To keep the sample inside the auger, this type has broad blades.
- Coarse sand soils and extremely dry sand soils have little or no cohesion at all. The blades of this auger are extended with extra wings, thus forming an almost closed auger.

- The combination auger type gets a reasonably good hold of sandy material while clayey material can be fairly easily removed from the auger body.

Riverside auger

This design is very suitable for augerings in hard, stiff soils, mixed with fine gravel both above and below the ground water level. The very sharp extremities of the auger bits point at an angle downwards. This design makes the auger go through the soil easily.

Stony soil auger

For soils with a large gravel content. The auger body for stony soils consists of a heavy steel strip, vaulted all along, which is bent double by forging. The pointed cutting bits of the strip are bent outward, thus creating a hole some-what wider than the average body diameter. The stony soil auger is used when the Riverside auger is not yielding adequate results in coarse gravel soils.



Edelman augers: clay, combination, sand and coarse sand type



Riverside auger



Stony soil auger

HAND AUGER EQUIPMENT

Spiral auger

The spiral auger operates similar to a corkscrew and does not cut off the soil. The auger is usually applied when hard layers need to be penetrated. The spiral auger has a negative end, i.e. the centre of the auger end is whetted away. For profile research (soil mapping) the spiral auger is seldom used. Its use is confined to augering through very hard layers, e.g. boreore, brick layers, chalk and lime profiles in combination with other auger types. The single spiral auger is standard equipped with a contact for electrodes.

Stone catcher

This auger type is used to remove loose stones from the auger hole.

Soft soil auger

This special type of Edelman auger has an extended auger body (sensitive to torsion) and is suitable only for sampling very soft (clay) soils.



Spiral auger and stone catcher



Soft soil auger

Gouge auger

The gouge auger can be used for sampling with a minimal disturbance of more or less soft, cohesive layers e.g. wet clay, peat.

Piston sampler

The piston sampler differs completely in design and application from the augers described before and is very suitable for sampling less cohesive soil layers (sand) below the groundwater table. The piston sampler is also suitable for sampling sediments with a sand content. Essential differences between the other augers and the piston sampler are:

- The piston sampler can only be applied below the water table and in moderately cohesive soils like sand, weak soil layers, etc.
- The piston sampler can take almost undisturbed samples.
- The piston sampler takes samples of 50, 100, 150 and 200 cm, while the other Edelman handaugers have a maximum sample length of about 15 cm.

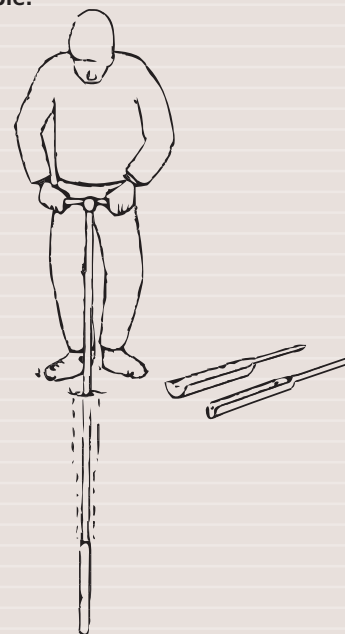


Gouge auger and piston sampler

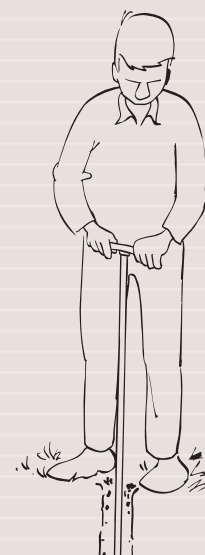


P1.01

The gouge auger with the smallest diameter is used for the deepest sample.



By means of a stone catcher a stone is removed from the auger hole.



BENEFITS

Piston sampler

- Perfect profile description in one minute
- No hassle with casings and coring tubes
- View up till 2 m of saturated sandy soil
- Also for water bottoms



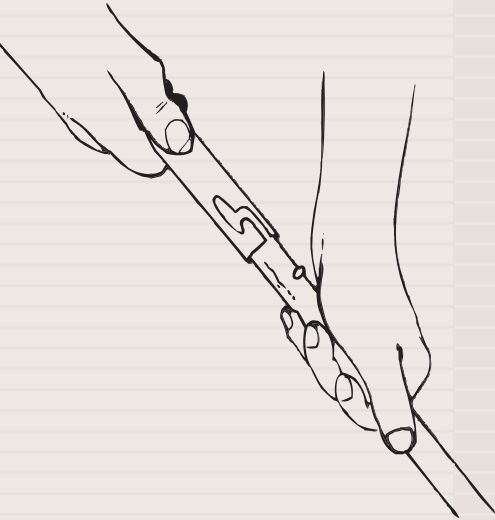
www.eijkelkamp.com



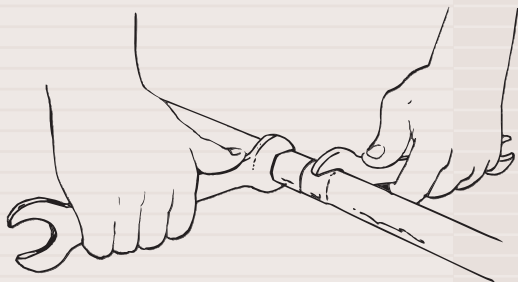
P1.01

HAND AUGER EQUIPMENT

The connection is locked by pushing a coupling sleeve over both parts.



A spanner is used to tighten the conical screw thread connection.



Handles and extension rods

Extension rods can be applied when the augering / sampling depth can not be reached with a single or standard bi-partite auger. By placing extension rods between the handle and the bottom part of the auger, it is possible to auger to a greater depth. There are two types of connection: the bayonet connection and the conical threaded connection.

Bayonet connection

The advantage of the bayonet connection is that it is a very fast coupling with little weight. A slight disadvantage is that it is not free of play. The bayonet connection is considered as the standard connection.

Conical screw thread connection


This connection is based on the male and female threads on the parts to be coupled. By firmly tightening the connection with the aid of spanners, a rigid construction is made.

Ergonomic handle


In view of the limited scientific knowledge burdening the body and the lack of proper regulations with regard to Ergonomics, the awareness of the importance of ergonomically sound ways of working mostly has to come from the business world itself.

The T-handle has been extended and its grip points for exerting the force have been put in a different place with the result that the user does not have to exert as much force on the handle.

The added ratchet system and the rounded ends to the handle puts the wrist of the user into a more neutral position while twisting and turning the auger. The force on the handle used for pushing and pulling from an ergonomic point of view is best exerted from a neutral wrist position.



Bayonet connection



Conical screw thread connection



Ergonomic handle

BENEFITS

Ergonomic handle

- Always works at the right height
- Less wear and tear for wrist, elbow, shoulders
- Less torque required by larger handles
- Ratchet system so no full turns necessary
- Turns clock and anti-clockwise

HAND AUGER EQUIPMENT



P1.01

01.11.SE Ergonomical auger set

The ergonomic hand auger set for heterogeneous soils is used to carry out manual drilling and sampling in a great variety of different soils in an ergonomically sound way. It is particularly suitable for general soil investigation (description of the layering, geology, archeology) as well as taking samples for such activities as environmental research. It can carry out drillings to a depth of 5 metres, depending on the depth of the groundwater, the build-up of the soil and the nature of the material to be drilled into.

For every type of soil above or under the groundwater table there is an auger type that is specifically suited to that situation. During the drilling process changes can be made from one type of auger to another without any problems.

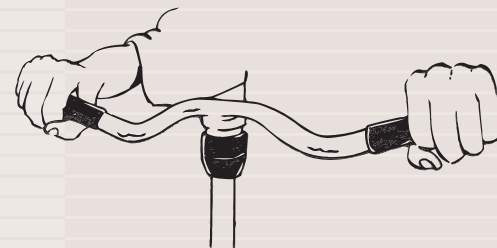
Extensions can be added to the soil drilling system adding 50 cm with each additional piece, which is also the difference in height of the working area.

The advantages

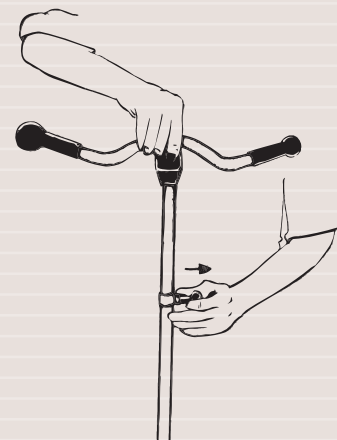
A list of the (ergonomic) advantages of the new ergonomic soil drilling system:

- The working height and the height setting have been improved.
- A so-called 'halt knob' has been added that acts as a 'stop' making it impossible to drill too low to the ground.
- The T-handle has been extended and its grip points for exerting the force have been put in a different place with the result that the user does not have to exert as much force on the handle.
- A ratchet system and rounded ends to the handle have been added. This puts the wrists of the user into a more neutral position while twisting and turning the auger.
- It allows drilling near other objects.
- The square tubing is easy to adjust and is therefore more comfortable for the user.
- Universal bayonet connection.

The handle is supplied with a ratched system.



The ergonomical auger can be extended rapidly and easily in 50 cm stages using the halt-knob.



Drilling can be done in an ergonomical sound way.



Ergonomical auger set with bayonet connection



www.eijkelkamp.com



P1.01

After a sample has been taken from the bottom of the auger hole using the gouge auger (for instance in peat) it is pulled up with the push-pull handle.



The utility probe is used to check the substratum for cables, tubes and pipes.



BENEFITS

Auger sets for heterogeneous soils

- Range of auger bodies copes with all soils
- Includes piston sampler for saturated sands
- Quick check water levels with level sounder
- Proven: Kit will serve tenths of years

HAND AUGER EQUIPMENT

01.11.S0 Auger set for heterogeneous soils

Augerings and samplings in homogeneous soils (soils with an uniform soil profile), in almost all cases can be executed with one type of auger. For augerings in heterogeneous soils (soils with a layered soil profile), several different auger types will be applied. This led to the composition of an auger set for heterogeneous soils.

With the standard set it is possible to execute manual augering to a depth of 5 meter, without great physical effort.

The standard auger set comprises different auger types, diameter 7 cm, so that this set can be used successfully with augerings in layered soil profiles. The set can be used for augerings above the water table in all soils, and below the water table in cohesive soils.

The auger set (with bayonet connection), among other items, comprises: 4 types of Edelman augers (clay-, sand-, coarse sand and combination type), a Riverside auger, a stony soil auger, a spiral auger, a piston sampler and a gouge auger. The set additionally contains: extension rods, a fiberglass utility probe, a sounding device with measuring tape, a push-pull handle, maintenance equipment and a field data registration set. The complete set is delivered in an aluminium transport case.

01.11.SZ Auger set for heterogeneous soils

This auger set for heterogeneous soils is the same as the one mentioned above, but with a connection based on the male and female threads on the parts to be coupled: the conical screw thread connection.



Hand auger set with conical screw thread connection

HAND AUGER EQUIPMENT



P1.01

01.16 Prospecting kit for geological surveys
Eijkelkamp Agrisearch Equipment composed a prospecting kit for general geological surveys.

The kit can be used for augerings in heterogeneous soils (agricultural and environmental soil research), to improve the mobility it comprises less different auger types. In this way it can be transported in a carrying bag. All augers, handles and extension rods are packed in a backpack.

With this standard kit it is possible to execute manual augerings to a depth of 7 metres, without great physical effort.


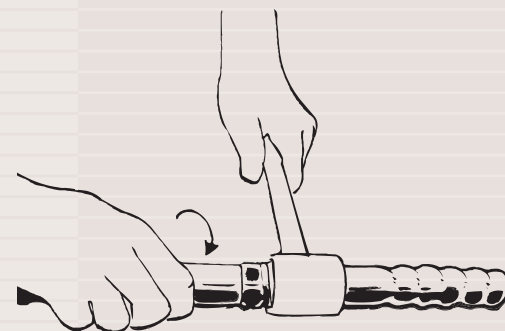
The set is also used to drill shotholes by hand in areas with difficult access. Each seismic field crew should have a set available for scouting and drilling purposes. The backpack ensures quick mobilisation and quicker tracking in the bush.

The prospecting kit includes:
4 types of Edelman augers (clay-, sand-, coarse sand- and combination type), a Riverside auger, a stony soil auger and a handle with extension rods. The augers and extension rods have bayonet connections; a very fast coupling with little weight.

Advantages

- Very complete, always the right type of auger available.
- Strong and solid equipment.
- Limited investment.
- Light weight (only 16.5 kg).
- The backpack allows for quick mobilisation and quicker tracking in the bush.
- Improvement of production of shotholes.
- Minimal training required.
- Reduction in medical care towards muscle pain.

The synthetic grip is screwed in the handle.



Prospecting kit for geological surveys with bayonet connection


The geological prospecting kit weighs only 16.5 kg and allows quick tracking in the bush.





P1.01

A sample is taken by means of a piston sampler.



Emptying the piston sampler in the sample reservoir.



BENEFITS

Bi-partite augers

- Two strong yet light types of connections
- Screw connection optimal for hammering
- Bayonet couplings for optimal rapidity
- A variety of additional tools can be connected

HAND AUGER EQUIPMENT

Bi-partite augers

01.02 Bi-partite Edelman augers

Bi-partite augers are manufactured with the standard bayonet connection or a conical screw thread connection. Available as clay-, sand-, coarse sand- and combination type.

01.04 Bi-partite Riverside augers

This design is very suitable for augerings in hard, stiff soils, mixed with fine gravel both above and below the ground water level. Available with standard bayonet or conical screw thread connection.

01.06 Bi-partite augers for stony soils

For soils with a large gravel content. Available with standard bayonet or conical screw thread connection.

01.08 Bi-partite spiral auger

To penetrate hard layers at greater depths, available with standard bayonet or conical screw thread connection.

01.09.SA Piston Sampler set

01.09.SB Dividable piston sampler set

The sets are very suitable for sampling less cohesive soil layers below the (ground) water table to a depth up to 5 metres. The samples show little disturbance and therefore are suitable for very accurate profile description.

With the set 01.09.SA one piston sampler is used with a sample gutter to empty the sampler in. The sampler with various accessories can be transported in the field in a carrying bag.

The 01.09.SB set with dividable piston sampler enables you to take samples of various lengths with sample tubes with 50, 100 and 150 cm length. This sampler is easier to clean and the samples can be transported in the tubes.



Bi-partite Edelman auger



01.09.SA Piston sampler set



Art.no.	Description	Qty. in set	Art.no.	Description	Qty. in set
P1.01	Hand auger equipment				
	Hand auger equipment is supplied as four different types of complete standard sets:		**08.09.08	short sleeve	
	- Ergonomical auger set with special ergonomic T-handle		**01.11.01.02	Flat brush, length 35 cm	1
	- Basic hand auger set with bayonet connections		**01.11.01.03	Oilpad	1
	- Basic hand auger set with conical screw thread connections		**01.15.01	Vaseline	1
	- Geological prospecting kit in carrying bag (backpack)		**01.15.01	Utility probe with cone	1
			**01.11.02.01	Ø 19 mm, fibre glass, length 105 cm, Ø shaft 12.5 mm. For safely checking the substratum for cables, tubes and pipes	
			**01.11.02	Padlock	1
			**01.11.02	Aluminium transport case, Ø 108x23x14 cm (outside)	1
			**01.11.05	Carrying bag for ergonomical handle (01.10.20.BE) with adjustable carrying strap and storage bags for bottom parts (2x) and extension rods (2x).	1
01.11.SE	Ergonomical auger set for heterogeneous soils, for ergonomical sound hand-operated augerings to a depth of 5 m. With unpainted augers for environmental research.		01.11.SO	Auger set for heterogeneous soils, standard set for augerings to a depth of 5 m. With unpainted augers for environmental research	
**01.10.20.BE	Handle, ergonomical design, 1 (model protected), with ratchet (l+r), 25-50 cm slidable, with insulated grips, bayonet connection (incl. coupling sleeve)	1	**01.10.17.B	Handle, normal, 60 cm, with all synthetic, detachable grip (incl. coupling sleeve), bay.	1
**01.02.01.07.BE	Edelman auger, bottom part for ergonomical handle (01.10.20.BE), il clay type, bay., Ø 7 cm	1	**01.02.01.07.B	Edelman auger, bottom part, clay type, bay., Ø 7 cm	1
**01.02.02.07.BE	Edelman auger, bottom part for ergonomical handle (01.10.20.BE), combi type, bay., Ø 7 cm	1	**01.02.02.07.B	Edelman auger, bottom part, comb. type, bay., Ø 7 cm	1
**01.02.03.07.BE	Edelman auger, bottom part for ergonomical handle (01.10.20.BE), sand type, bay., Ø 7 cm	1	**01.02.03.07.B	Edelman auger, bottom part, sand type, bay., Ø 7 cm	1
**01.02.04.07.BE	Edelman auger, bottom part for ergonomical handle (01.10.20.BE), coarse sand type, bay., Ø 7 cm	1	**01.02.04.07.B	Edelman auger, bottom part, coarse sand type, bay., Ø 7 cm	1
**01.04.00.07.BE	Riverside auger, bottom part for ergonomical handle (01.10.20.BE), bay., Ø 7 cm	1	**01.04.00.07.B	Riverside auger, bottom part, bay., Ø 7 cm	1
**01.06.00.07.BE	Auger for stony soil, bottom part for ergonomical handle (01.10.20.BE), bay., Ø 7 cm	1	**01.06.00.07.B	Auger for stony soil, bottom part, bay., Ø 7 cm	1
**01.08.00.04.BE	Spiral auger, bottom part for ergonomical handle (01.10.20.BE), bay., Ø 4 cm	1	**01.08.00.04.B	Spiral auger, bottom part, bay., Ø 4 cm	1
**04.02.01.30.B	Gouge auger, bottom part, op. length 50 cm, bay., Ø30 mm	1	**01.09.01.B	Piston sampler (incl. transport tube), bottom part, operational length 75 cm, bay.	1
**04.05.01.20	Bent spatula, breadth 20 mm	1	**01.09.00.02	Ropes (2), stretch-proof, with noose, length 5 m. Polyester covering, strong stretch-proof core material for accurate operation of pistons in core samplers. Complete with one carabine hook	1
**01.10.07.B	Extension rod, 100 cm. (incl. coupling sleeve) bay	4	**04.02.01.30.B	Gouge auger, bottom part, op. length 50 cm, bay., Ø 30 mm	1
**01.10.09.BE	Coupling sleeve for ergonomical handle (01.10.20.BE)	1	**04.05.01.20	Bent spatula, breadth 20 mm	1
**01.10.09.B	Coupling sleeve	1	**01.10.07.B	Extension rod, 100 cm (incl. coupling sleeve) bay.	4
**11.01.01.17	Sounding device, Ø 17 mm, with eye	1	**01.10.08	Push-/pull handle, Ø 22.2 mm	1
**11.01.02.02	Measuring tape, glass fibre, with hook for sounding device, length 5 m	1	**01.10.09.B	Coupling sleeve	2
**01.11.04	Field data registration set	1	**11.01.01.17	Sounding device, Ø 17 mm, with eye	1
**01.11.03	Work gloves, pair, oil- and grease resistant, sturdy, with short sleeve	1	**11.01.02.02	Measuring tape, glass fibre, with hook for sounding device, length 5 m	1
			**01.11.04	Field data registration set	1
			**01.11.03	Work gloves, pair, oil- and grease resistant, sturdy, with short sleeve	1
			**08.09.08	Flat brush, length 35 cm	1
			**01.15.01	Utility probe with cone	1
			**01.15.01	Ø 19 mm, fibre glass, length	1



PARTS LIST

Art.no.	Description	Qty. in set	Art.no.	Description	Qty. in set
	105 cm, Ø shaft 12.5 mm. For safely checking the substratum for cables, tubes and pipes			Incl. backpack	
**01.11.02	Aluminium transport case, dim. 108x23x14 cm (outside)	1	**01.10.17.B	Handle, normal, 60 cm, with all synthetic, detachable grip (incl. coupling sleeve), bay.	1
**01.11.02.01	Padlock	1	**01.02.01.07.B	Edelman auger, bottom part, Clay type, bay., Ø 7 cm	1
**01.11.01.02	Oilpad	1	**01.02.02.07.B	Edelman auger, bottom part, comb.type, bay., Ø 7 cm	1
01.11.SZ	Auger set for heterogeneous soils, standard set for augerings to a depth of 5 m. With unpainted augers for environmental research. Augers with conical screw thread connection		**01.02.03.07.B	Edelman auger, bottom part, sand type, bay., Ø 7 cm	1
**01.10.10.C	Handle, normal, 60 cm, with all synthetic, detachable grip, conical screw thread	1	**01.02.04.07.B	Edelman auger, bottom part, coarse sand type, bay., Ø 7 cm	1
**01.02.01.07.C	Edelman auger, bottom part, clay type, C.sc., Ø 7 cm	1	**01.04.00.07.B	Riverside auger, bottom part, bay., Ø 7 cm	1
**01.02.02.07.C	Edelman auger, bottom part, comb.type, c.sc., Ø 7 cm	1	**01.06.00.07.B	Auger for stony soil, bottom part, bay., Ø 7 cm	1
**01.02.03.07.C	Edelman auger, bottom part, sand type, c.sc., Ø 7 cm	1	**01.10.07.B	Extension rod, 100 cm (incl. coupling sleeve) bay.	6
**01.02.04.07.C	Edelman auger, bottom part, coarse sand type, c.sc., Ø 7 cm	1	**01.10.09.B	Coupling sleeve	2
**01.04.00.07.C	Riverside auger, bottom part, c.sc., Ø 7 cm	1	**01.14	Carrying bag for field equipment, with two shoulder straps (backpack model), (inside) Ø 17x150 cm	1
**01.06.00.07.C	Auger for stony soil, bottom part, c.sc., Ø 7 cm	1		Besides standard sets we also supply the augers as separate bi-partite augers in different diameters and with standard bayonet connection or conical screw thread connection.	
**01.08.00.04.C	Spiral auger, bottom part, c.sc., Ø 4 cm	1	01.02	Bi-partite Edelman augers.	
**01.09.01.B	Piston sampler (incl. transport tube), bottom part, operational length 75 cm, bay.	1	01.02.01.07.B	Edelman auger, bottom part, clay type, bay., Ø 7 cm	
**01.10.99.08	Coupling part bay. (hole)- c.sc. (outside), incl. coupling sleeve	1	01.02.01.08.B	Edelman auger, bottom part, clay type, bay., Ø 8 cm	
**01.09.00.02	Ropes (2), stretch-proof, with noose, length 5 m. Polyester covering, strong stretch-proof core material for accurate operation of pistons in core samplers. Complete with one carabine hook	1	01.02.01.10.B	Edelman auger, bottom part, clay type, bay., Ø 10 cm	
**04.02.01.30.C	Gouge auger, bottom part, op. length 50 cm, c.sc., Ø 30 mm	1	01.02.02.04.B	Edelman auger, bottom part, comb.type, bay., Ø 4 cm	
**04.05.01.20	Bent spatula, breadth 20 mm	1	01.02.02.45.B	Edelman auger, bottom part, comb. type, bay., Ø 45 mm	
**01.10.12.C	Extension rod, 100 cm, c.sc.	4	01.02.02.05.B	Edelman auger, bottom part, comb.type, bay., Ø 5 cm	
**01.10.15	Push/pull handle, Ø 25.4 mm	1	01.02.02.06.B	Edelman auger, bottom part, comb.type, bay., Ø 6 cm	
**99.50.22	Spanner 20x22 mm	2	01.02.02.07.B	Edelman auger, bottom part, comb.type, bay., Ø 7 cm	
**11.01.01.17	Sounding device, Ø 17 mm, with eye	1	01.02.02.07.HB	Edelman auger, bottom part, combination type, bayonet, Ø 7 cm, extra hardened	
**11.01.02.02	Measuring tape, glass fibre with hook for sounding device, length 5 m	1	01.02.02.08.B	Edelman auger, bottom part, comb.type, bay., Ø 8 cm	
**01.11.04	Field data registration set	1	01.02.02.10.B	Edelman auger, bottom part, comb.type, bay., Ø 10 cm	
**01.11.03	Work gloves, pair, oil- and grease resistant, sturdy, with short sleeve	1	01.02.02.10.HB	Edelman auger, bottom part, combination type, bayonet, Ø 10 cm, extra hardened	
**01.11.01	Maintenance kit (brush, oilpad, vaseline)	1	01.02.02.12.B	Edelman auger, bottom part, comb.type, bay., Ø 12 cm	
**01.15.01	Utility probe with cone Ø 19 mm, fibre glass, length 105 cm, Ø shaft 12.5 mm. For safely checking the substratum for cables, tubes and pipes	1	01.02.02.15.B	Edelman auger, bottom part, comb.type, bay., Ø 15 cm	
**01.11.02	Aluminium transport case, dim. 108x23x14 cm (outside)	1	01.02.02.20.B	Edelman auger, bottom part, comb.type, bay., Ø 20 cm	
**01.11.02.01	Padlock	1	01.02.03.07.B	Edelman auger, bottom part, sand type, bay., Ø 7 cm	
01.16	Prospecting kit for geological surveys, standard kit for augerings to a depth of 7 m.		01.02.03.10.B	Edelman auger, bottom part, sand type, bay., Ø 10 cm	
			01.02.04.07.B	Edelman auger, bottom part, coarse sand type, bay., Ø 7 cm	
			01.02.04.10.B	Edelman auger, bottom part,	



Art.no.	Description	Qty. in set	Art.no.	Description	Qty. in set
01.02.06.07.B	coarse sand type, bay., Ø 10 cm Edelman auger, counterclock- wise turning, bottom part, combination type, bayonet, Ø 7 cm		01.08	Bi-partite spiral augers	
01.02.01.07.C	Edelman auger, bottom part, clay type, C.sc., Ø 7 cm		01.08.00.03.B	Spiral auger, bottom part, bay., Ø 3 cm	
01.02.01.08.C	Edelman auger, bottom part, clay type, c.sc., Ø 8 cm		01.08.00.04.B	Spiral auger, bottom part, bay., Ø 4 cm	
01.02.01.10.C	Edelman auger, bottom part, clay type, c.sc., Ø 10 cm		01.08.00.04.C	Spiral auger, bottom part, c.sc., Ø 4 cm	
01.02.02.04.C	Edelman auger, bottom part, comb.type, c.sc., Ø 4 cm			Other auger types: Piston samplers, bottom parts (extendable). To be used with handles and extension rods (01.10...range) (Only with bayonet connection).	
01.02.02.45.C	Edelman auger, bottom part, comb. type, c.sc., Ø 45 mm		01.09.01.B	Piston sampler (incl. Transport tube), bottom part, operational length 75 cm, bay.	
01.02.02.05.C	Edelman auger, bottom part, comb.type, c.sc., Ø 5 cm		01.09.02.B	Piston sampler (incl. transport tube and sampler gutter) bottom part, op.length 200 cm, bay.	
01.02.02.06.C	Edelman auger, bottom part, comb.type, c.sc., Ø 6 cm		01.09.00.01	Piston for piston sampler	
01.02.02.07.C	Edelman auger, bottom part, comb.type, c.sc., Ø 7 cm		01.09.00.02	Ropes (2), stretch-proof, with noose, length 5 m. Polyester covering, strong stretch-proof core material for accurate operation of pistons in core samplers. Complete with one carabine hook	
01.02.02.08.C	Edelman auger, bottom part, comb.type, c.sc., Ø 8 cm			Stone catchers, bottom parts (extendable). To be used with handles and extension rods (see 01.10...range). With bayonet (B) and conical threaded (C) connection.	
01.02.02.10.C	Edelman auger, bottom part, comb.type, c.sc., Ø 10 cm		01.12.14.07.B	Stone catcher, bottom part, bay., Ø 7 cm	
01.02.02.12.C	Edelman auger, bottom part, comb.type, c.sc., Ø 12 cm		01.12.14.10.B	Stone catcher, bottom part, bay., Ø 10 cm	
01.02.02.15.C	Edelman auger, bottom part, comb.type, c.sc., Ø 15 cm		01.12.14.07.C	Stone catcher, bottom part, c.sc., Ø 7 cm	
01.02.02.20.C	Edelman auger, bottom part, comb.type, c.sc., Ø 20 cm		01.12.14.10.C	Stone catcher, bottom part, c.sc., Ø 10 cm	
01.02.03.07.C	Edelman auger, bottom part, sand type, c.sc., Ø 7 cm			Soft soil augers, bottom parts (extendable). To be used with handles and extension rods (see 01.10... range). (Only with bayonet connection).	
01.02.03.10.C	Edelman auger, bottom part, sand type, c.sc., Ø 10 cm		01.12.15.07.B	Soft soil auger, bottom part, bay., Ø 7 cm	
01.02.04.07.C	Edelman auger, bottom part, coarse sand type, c.sc., Ø 7 cm		01.12.15.10.B	Soft soil auger, bottom part, bay., Ø 10 cm	
01.02.04.10.C	Edelman auger, bottom part, coarse sand type, c.sc., Ø 10 cm			Gouge augers, bottom parts (extendable). To be used with handles and extension rods (see 01.10...range). With bayonet (B) and conical threaded (C) connection	
01.04	Bi-partite Riverside augers.		04.02.01.20.B	Gouge auger, bottom part, op. length 50 cm, bay., Ø 20mm	
01.04.00.05.B	Riverside auger, bottom part, bay., Ø 5 cm		04.02.01.30.B	Gouge auger, bottom part, op. length 50 cm, bay., Ø30 mm	
01.04.00.07.B	Riverside auger, bottom part, bay., Ø 7 cm		04.02.01.60.B	Gouge auger, bottom part, op.	
01.04.00.08.B	Riverside auger, bottom part, bay., Ø 8 cm				
01.04.00.10.B	Riverside auger, bottom part, bay., Ø 10 cm				
01.04.00.05.C	Riverside auger, bottom part, c.sc., Ø 5 cm				
01.04.00.07.C	Riverside auger, bottom part, c.sc., Ø 7 cm				
01.04.00.08.C	Riverside auger, bottom part, c.sc., Ø 8 cm				
01.04.00.10.C	Riverside auger, bottom part, c.sc., Ø 10 cm				
01.04.00.15.C	Riverside auger, bottom part, c.sc., Ø 15 cm				
01.06	Bi-partite augers for stony soils				
01.06.00.07.B	Auger for stony soil, bottom part, bay., Ø 7 cm				
01.06.00.10.B	Auger for stony soil, bottom part, bay., Ø 10 cm				
01.06.00.07.C	Auger for stony soil, bottom part, c.sc., Ø 7 cm				
01.06.00.10.C	Auger for stony soil, bottom part, c.sc., Ø 10 cm				



PARTS LIST

Art.no.	Description	Qty. in set	Art.no.	Description	Qty. in set
04.02.03.20.B	length 50 cm, bay., Ø 60 mm Gouge auger, bottom part, op.		**01.10.17.B	Handle, normal, 60 cm, with all synthetic, detachable grip (incl. coupling sleeve), bay.	1
04.02.03.30.B	length 100 cm, bay., Ø 20 mm Gouge auger, bottom part, op.		**01.02.02.07.B	Edelman auger, bottom part, comb.type, bay., Ø 7 cm	1
04.02.03.60.B	length 100 cm, bay., Ø 60 mm Gouge auger, bottom part, op.		**01.09.02.B	Piston sampler (incl. transport tube and sampler gutter) bottom part, op. length 200 cm, bay.	1
04.02.01.20.C	length 50 cm, c.sc. Ø 20mm Gouge auger, bottom part, op.		**01.09.00.02	Ropes (2), stretch-proof, with noose, length 5 m. Polyester covering, strong stretch-proof core material for accurate operation of pistons in core samplers. Complete with one carabine hook	1
04.02.01.30.C	length 50 cm, c.sc., Ø 30 mm Gouge auger, bottom part, op.		**01.10.07.B	Extension rod, 100 cm (incl. coupling sleeve) bay.	3
04.02.01.60.C	length 50 cm, c.sc., Ø 60 mm Gouge auger, bottom part, op.		**01.09.00.01	Piston for piston sampler	1
04.02.03.20.C	length 100 cm, c.sc., Ø 20 mm Gouge auger, bottom part, op.		**09.01.10	Carrying bag for field equipment, Ø 15x120 cm	1
04.02.03.30.C	length 100 cm, c.sc., Ø 30 mm Gouge auger, bottom part, op.				
04.02.03.60.C	length 100 cm, c.sc., Ø 60 mm Gouge auger, bottom part, op.				
01.10	Handles and extension rods. To be used with auger bottom parts. With bayonet (B) or conical threaded (C) connection		01.09.SB	Dividable piston sampler set, for sampling to a depth of 5 m, with piston tubes 50, 100 and 150 cm length	
01.10.01.B	Handle, normal, 60 cm, bay. (incl. coupling sleeve)		**01.10.17.B	Handle, normal, 60 cm, with all synthetic, detachable grip (incl. coupling sleeve), bay	1
01.10.02.B	Handle, short, 25 cm, (incl. coupling sleeve), bay.		**01.02.02.07.B	Edelman auger, bottom part, comb.type, bay., Ø 7 cm	1
01.10.06.B	Extension rod, 50 cm, (incl. coupling sleeve), bay.		**01.08.00.03.B	Spiral auger, bottom part, bay., Ø 3 cm	1
01.10.07.B	Extension rod, 100 cm (incl. coupling sleeve) bay.		**01.10.07.B	Extension rod, 100 cm (incl. coupling sleeve) bay.	3
01.10.08	Push-/pull handle, Ø 22.2 mm		**01.09.03.B	Collar for piston tube, bay.	1
01.10.09.B	Coupling sleeve		**01.09.04	Piston tube, stainless steel, Ø 40 mm, length 50 cm	1
01.10.16.B	Handle, short, 25 cm, with all synthetic, detachable grip (incl. coupling sleeve), bay.		**01.09.05	Piston tube, stainless steel, Ø 40 mm, length 100 cm	1
01.10.17.B	Handle, normal, 60 cm, with all synthetic, detachable grip (incl. coupling sleeve), bay.		**01.09.06	Piston tube, stainless steel, Ø 40 mm, length 150 cm	1
01.10.18.B	Handle, long, 100 cm, with all synthetic, detachable grip (incl. coupling sleeve), bay.		**01.09.08	Piston rod for piston tube, length 50 cm	1
01.10.10.01.C	Handle, normal, 60 cm, c.sc.		**01.09.09	Piston rod for piston tube, length 100 cm	1
01.10.10.C	Handle, normal, 60 cm, with all synthetic, detachable grip, conical screw thread		**01.09.10	Piston rod for piston tube, length 150 cm	1
01.10.11.C	Handle, short, 10 cm, with beating head, c.sc.		**01.09.00.01	Piston for piston sampler	3
01.10.12.C	Extension rod, 100 cm, c.sc.		**01.09.00.02	Ropes (2), stretch-proof, with noose, length 5 m. Polyester covering, strong stretch-proof core material for accurate operation of pistons in core samplers. Complete with one carabine hook	1
01.10.13.C	Extension rod, 50 cm, c.sc.		**01.09.95	Brush with shaft, length 175 cm	1
01.10.15	Push-/pull handle, Ø 25.4 mm		**10.01.52	Cap, natural PE, for pipes 40 mm, set of 25 pcs.	1
01.10.21	Steel brush (stainless)		**01.09.99	Carrying tube, length 150 cm	1
99.50.22	Spanner 20x22 mm		**99.60.07	Screw driver, 6.5 mm bit	1
01.10.99.08	Coupling part bay. (hole)-c.sc. (outside), incl. coupling sleeve		**09.01.10	Carrying bag for field equipment, Ø 15x120 cm	1
01.10.99.11	Coupling part c.sc. (inside) - bay. (pin)			Various accessories to be used with hand auger equipment.	
	For sampling less cohesive soil layers (wet sandy soils) we supply two types of piston sampler sets: - standard set - dividable set			Various accessoires to be used with hand auger equipment.	
01.09.SA	Piston sampler, set for sampling to a depth of 5 m				
01.09.SA	Piston sampler, set for sampling to a depth of 5 m				

PARTS LIST



Art.no.	Description	Qty. in set	Art.no.	Description	Qty. in set
01.14	Carrying bag for field equipment, with two shoulder straps (backpack model), (inside) Ø 17x150 cm, 090110				
	Carrying bag for field equipment, Ø 15x120 cm				
07.00.00	Carrying bag for field equipment with handgrip, Ø 20x77 cm				
01.15.01	Utility probe with cone Ø 19 mm, fibre glass, length 105 cm, Ø shaft 12.5 mm. For safely checking the substratum for cables, tubes and pipes				
01.15.03	Utility probe with cone Ø 19 mm, fiberglass, length 150 cm, Ø shaft 12.5 mm, bi-partite design				
01.15.03.01	Extension rod, fiberglass, length 91 cm, for bi-partite utility probe				
99.14	Fieldcart, aluminium, collapsible, package measurements 120x56 cm, collapsed dimensions 107x27x58 cm, max. loading weight 150 kg, weight 15 kg				