


SPARE PARTS CATALOGUE WINTEX MCL3




HONDA GX390 ENGINE




PART NO.	ART. NO.	ARTICLE
1	17101063	Coupling f. engine
2	17101065	Bushing f. coupling
3	17101064	Coupling f. pump
4	17101061	Nipple $\frac{3}{4}$
5	17101062	Angle fitting w. flange
6	17101090	Hydraulic pump
7	17101091	Bell housing
8	17101026	Honda GX390 engine

MOUNTING FRAME WITH TANK




DEL NR.	ART. NR.	ARTIKEL
1	17101093	Mounting frame w. integrated tank
2	17101068	Rocker shaft
3	-	Lock washer
4	17101017	Suction strainer
5	17101060	Return filter, 33 lpm ½
6	-	Filter housing
7	17101018	Oil level glass
8	17101094	Vibration absorber
9	-	Oil filler cap

MAST



PART NO.	ART. NO.	DESCRIPTION
1	17101089	Mast 120 cm
1	17101095	Mast 200 cm
2	17101074	Sledge
3	17101039	PEHD wearing part, large
4	17101071	PEHD wearing part, small
5	17101072	Spacer plate f. PEHD sliddel
6	-	-
7	-	Bolt
8	-	Nut
9	17101009	Hydraulic hammer BRK25D


CYLINDERS



PART NO.	ART. NO.	DESCRIPTION
1	17101097	Pin, long
2	-	-
3	17101096	Pin, short
4	17101012	Cylinder f. raising of mast




CARRIAGE



PART NO.	ART. NO.	DESCRIPTION
1	17101050	End bushing
2	17101024	Toothed rack M5
3	17101052	Center bushing
4	17101051	Cylinder pipe
5	17101059	Gasket f. end bushing, outside
6	17101057	PTBR guiding f. end bushing
7	17101056	Gasket f. end bushing, inside
8	17101058	O-ring f. end bushing
9	17101054	Guide strip
10	17101055	Double-acting cylinder piston seal
11	60101284	Insex bolt, M8x30 mm, A2
12	60101073	Plain washer, M8 mm
13	60101058	Washer, M8 mm
14	60101063	Lock nut, M8 mm
15	17101053	Hub axle nut, M20x1 mm

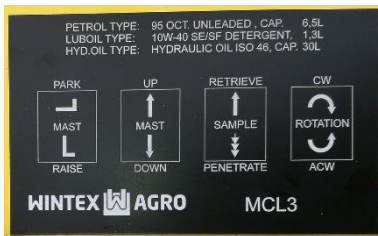


CARRIAGE



PART NO.	ART. NO.	DESCRIPTION
1	17101023	Sprocket w. hub f. rotation
2	17101092	Bolt for probe, new type
3	17101043	Plastic bearing
4	17101042	Bearing housing
5	17101044	Shim ring
6	17101045	Circlip
7	17101011	Hammer fitting
8	-	-



CONTROL PANEL



14

PART NO.	ART. NO.	DESCRIPTION
1	17101014	Control panel
1	-	-
2	-	-
3	-	-
4	-	-
8	-	Pressure gauge
9	-	-
10	-	-
11	-	-
12	-	-
13	-	-
14	17101088	Type sign

SAMPLE BINS



PART NO.	ART. NO.	DESCRIPTION
1	-	Frame f. soil bins
2	17101081	Lit f. soil bins
3	17101005	Soil bin